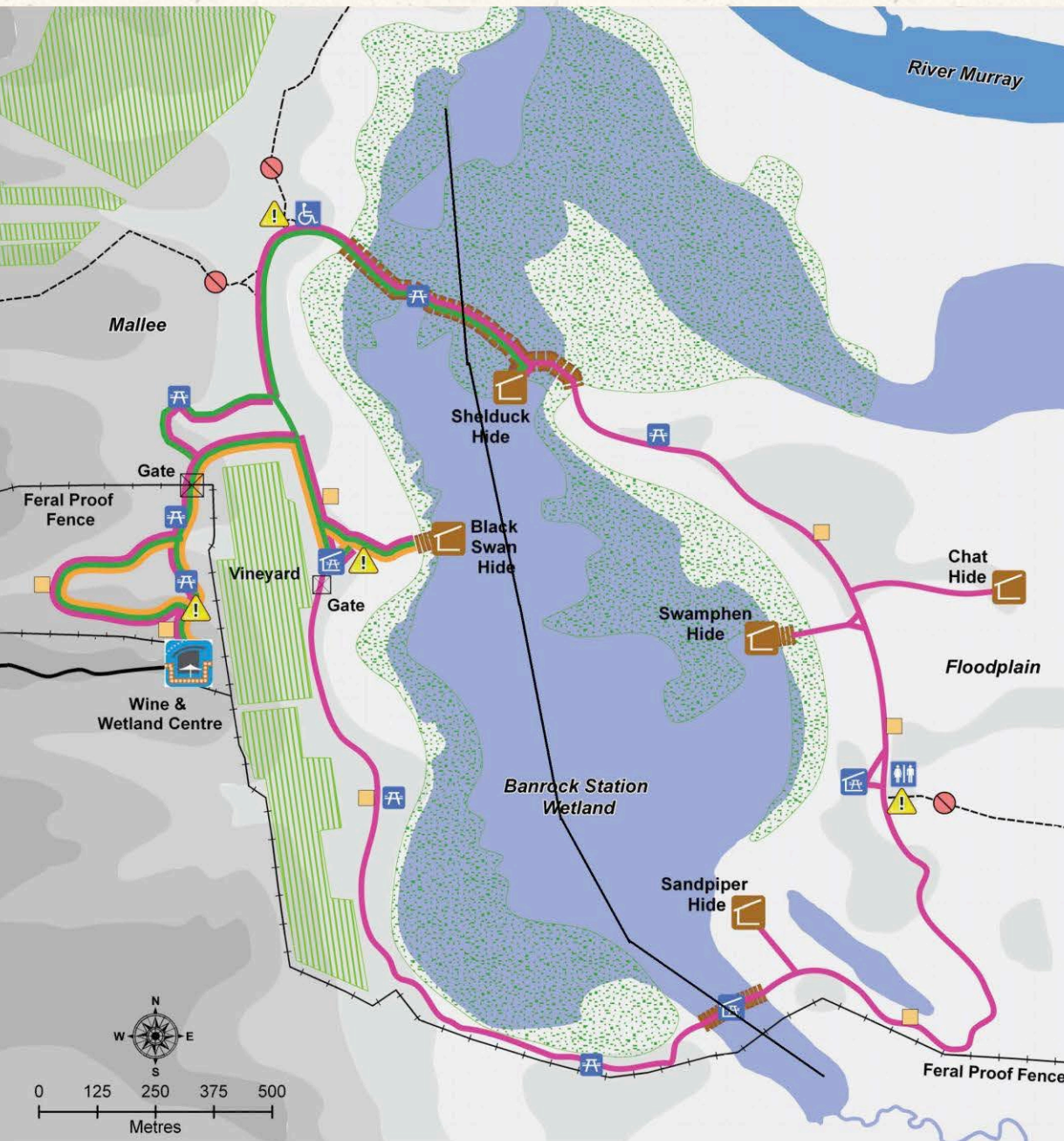













BANROCK
Station

Walking Trails



-  **Mallee to Valley Trail**
2.5 km return, 1 hour
-  **Boardwalk Experience**
4.5 km return, 1 1/2 hours
-  **Wetland Circuit Walk**
8 km anticlockwise loop, 3 hours
-  Emergency Meeting Point
-  Mobility Impaired Access parking
-  Service Track - No Public Access
-  Information Point
-  Picnic Table
-  Picnic Shelter & Information Point

IMPORTANT SAFETY INFORMATION

All walkers must register before departure. Please see staff for details. Keep to the marked trails at all times and follow signage.